

D.

DEFINITIVE TECHNOLOGY

 Studio Micro™


Setup Guide

What's in the Box

1



2



3



4



7



8



5



6



1. Sound bar
2. Wireless subwoofer
3. Power cable for sound bar
4. Power supply for sound bar

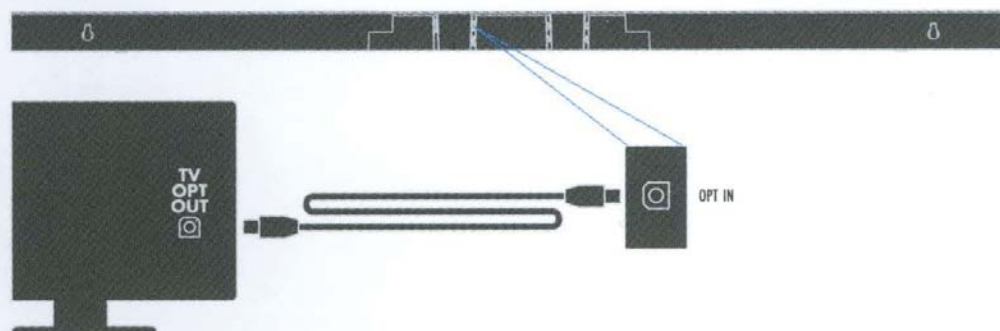
5. Power cable for subwoofer
6. Optical cable
7. Remote control
8. Setup guide & important product information booklet

How to Set Up and Connect Your W Studio Micro

1. Carefully unbox the W Studio Micro sound bar and subwoofer.
2. Place the sound bar on a flat surface below your TV, connect the sound bar power cable to the power supply and plug the power supply into a wall socket.
3. The W Studio Micro subwoofer is wireless, so place it anywhere in your room that is convenient and plug it in. For optimal performance, we recommend placing the subwoofer in a corner.

Note: While the subwoofer comes wirelessly pre-paired to the sound bar, we provide a SUB OUT option if hard wiring is needed.

4. Now, connect the included optical cable from your TV to the back of the sound bar.



5. Adjust your TV's audio settings to ensure it sends the audio signal to external speakers.
6. Power on the sound bar and subwoofer. Enjoy!

Note: More inputs available for your preferred setup.

Wireless Music Setup

By connecting your W Studio Micro sound bar to your network, you can enjoy streaming music services like Pandora, Spotify, and SiriusXM, internet radio, and your personal digital music library.

Minimum System Requirements

To connect your W Studio Micro to your Wi-Fi® network, you will need:

- A Wi-Fi network connected to the internet with an 802.11n router or better.

Note: For optimal streaming performance, we recommend using an 802.11ac or newer router in the 5GHz band.

- An Android device with version 2.2 operating system or greater or an iOS device with version 6.0 operating system or greater.
- The password for your wireless network (if required).

Wi-Fi Setup

1. Download the free Definitive Technology app



- Make sure your smartphone, tablet or computer is also connected to your Wi-Fi network.

2. Connect your W Studio Micro

- The W Studio Micro automatically comes in pairing mode, which is confirmed by the pulsing white light at the front of the bar. (Figure 1)



Figure 1
Wi-Fi LED pulses slowly

Note: If you don't see the pulsing white light, simply press and hold the blue Wi-Fi button (Figure 2) on the back of the sound bar for 8 seconds, or until you hear a second "beep" to put it into pairing mode.



Figure 2
Press Wi-Fi Button on
back panel for 8 seconds

3. Launch the Definitive Technology app

- Please ensure that your smartphone, tablet or computer is connected to your Wi-Fi network. Then follow the instructions in the app to connect your wireless product to your Wi-Fi network.
- A solid Wi-Fi LED means your product has successfully connected. Enjoy!

Note: If you have trouble connecting to your network, move the speaker near your router, then relocate it when setup is complete.

Play Your Music

From the main menu on the Definitive Technology app, you can listen to:

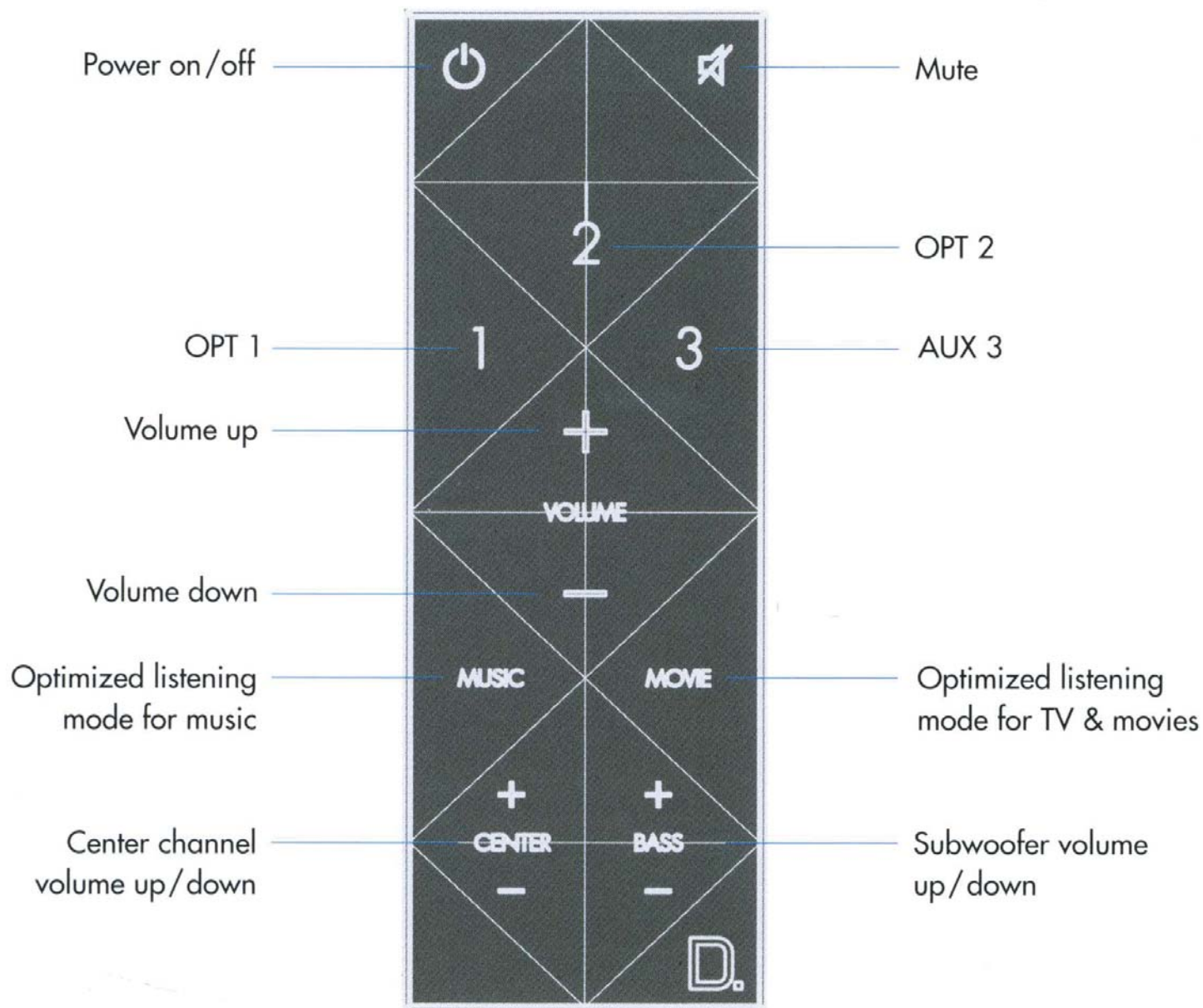
- **Online services**—stream the most popular online music services
- **Internet radio**—enjoy free music from around the world in virtually any genre
- **Your personal music library**—play music from your phone, tablet or computer; it never sounded better

Your W Studio Micro is equipped to use Spotify Connect.
Please refer to the separate information card for more details.



The Spotify software is subject to third party licenses found here:
www.spotify.com/connect/third-party-licenses

Using Your W Studio Micro Remote Control



Definitive Technology Utility App



For access to extended functionality, including Product Firmware Updates, Source Selection (if applicable) and EQ Settings (W Amp), download the free Definitive Technology Utility App from the Apple App Store or Google Play Store.

Getting More From Your W Studio Micro

Your W Studio Micro has a wide range of other features not listed in the Setup Guide. Find out more by downloading the full online Owner's Manual at www.definitivetech.com/education/documents.

Technical Assistance

If you have any questions, please contact us directly at (800) 228-7148 (North America), +1 (410) 363-7148 or email info@DefinitiveTech.com.

Contact Us Directly

Definitive Technology

1 Viper Way, Vista, CA 92081 USA

Call (800) 228-7148 or email info@DefinitiveTech.com.

Google Play is a trademark of Google Inc.

Apple and the Apple logo are trademarks of Apple Inc., registered in the U.S. and other countries. App Store is a service mark of Apple Inc.

All other trademarks are the property of their respective owners.



Definitive Technology

1 Viper Way

Vista, CA 92081

(410) 363-7148


(800) 228-7148

www.definitivetech.com

HBP3426A

How to use Connect

You'll need Spotify Premium to use Connect, see details overleaf.

- 1 Add your new speaker to the same wifi network as your phone, tablet or PC (see product user instructions for details).
- 2 Open the Spotify app on your phone, tablet or PC, and play any song.
- 3 If you're using the app on a phone - tap the song image in the bottom left of the screen. For tablet and PC move to step 4.
- 4 Tap the Connect icon 
- 5 Pick your speaker from the list. If you can't see it, just check it's connected to the same wifi network as your phone, tablet or PC.

All done! Happy listening.



Say hello to Spotify Premium

Spotify Premium lets you listen to millions of songs ad-free – the artists you love, the latest hits and discoveries just for you. Simply hit play to hear any song you like, at the highest sound quality.

Try Premium free for 30 days at spotify.com/freetrial

Your new speaker has Spotify Connect built in.

Spotify Connect lets you control the music playing on your speaker, using the Spotify app on your mobile, tablet or PC.

Listening is seamless. You can take calls, play games, even switch your phone off – all without interrupting the music.

Learn more at spotify.com/connect



STOP

If you have trouble setting up your new wireless product, we are here to help.

FREE TECHNICAL SUPPORT:

(800) 228-7148

Mon–Fri, 9 a.m. – 9 p.m. EST (USA)
Sat & Sun, 10 a.m. – 6 p.m. EST (USA)

wireless.definitivetech.com/support

Email: info@definitivetech.com

D.

DEFINITIVE TECHNOLOGY

Most issues can be solved over the phone. We pride ourselves on building the best precision-crafted audio products and offering free U.S.-based technical assistance.

Let us delight you with our service. Rather than returning the product, please contact us to quickly resolve any issues.

FR

ARRÊTEZ

Si vous avez de la difficulté à configurer votre nouveau produit sans fil, nous pouvons vous aider.

ASSISTANCE TECHNIQUE GRATUITE

(800) 228-7148

Lun. – vend., 9 h – 21 HE (É.-U.)

Sam. et dim. 10 h – 18 h HE (É.-U.)

wireless.definitivetech.com/support

Email: info@definitivetech.com

La plupart des problèmes peuvent être résolus par téléphone. Nous sommes fiers de construire les meilleurs produits audio et d'offrir une assistance technique gratuite basée aux États-Unis. Votre satisfaction nous tient à cœur. Plutôt que de retourner le produit, veuillez nous contacter pour vite résoudre le problème.

IT

ALT

In caso di problemi durante l'approntamento del nuovo prodotto wireless, contattare:

SERVIZIO DI ASSISTENZA TECNICA GRATUITO

(800) 228-7148

Lun-Ven, 09:00 – 21 :00 EST (CET – 6 ore)

Sab e Dom, 10:00 – 18 :00 EST (CET – 6 ore)

wireless.definitivetech.com/support

E-mail: info@definitivetech.com

La maggior parte dei problemi può essere risolta con una chiamata telefonica. I nostri prodotti audio sono i migliori disponibili sul mercato, costruiti con la massima precisione, e si appoggiano a un servizio di assistenza tecnico gratuito negli Stati Uniti. Non rimarrete delusi dal nostro servizio. Anziché restituire il prodotto, contattateci per risolvere rapidamente qualsiasi problema.

ES

PARE

Si tiene problemas para configurar su nuevo producto inalámbrico, estamos aquí para ayudar.

APOYO TÉCNICO GRATIS

(800) 228-7148

Lun. a Vie. , 9 a.m. a 9 p.m. , hora del Este (EE.UU.)

Sáb. y Dom., 10 a.m. a 6 p.m. hora del Este (EE.UU.)

wireless.definitivetech.com/support

Correo electrónico: info@definitivetech.com

La mayoría de los problemas se pueden resolver por teléfono. Nos enorgullecemos de fabricar los mejores productos de audio y de ofrecer asistencia técnica gratis basada en EE.UU. Permítanos deleitarlo con nuestro servicio. En lugar de devolver el producto, comuníquese con nosotros para resolver rápidamente cualquier problema.

DE

STOP

Wenn Sie Probleme bei der Einrichtung Ihres neuen drahtlosen Produkts haben, können wir Ihnen helfen.

KOSTENLOSER TECHNISCHER SUPPORT:

(800) 228-7148

Mo-Fr, 9 h-21 h EST (USA)

Sa & So, 10 h-18 h EST (USA)

wireless.definitivetech.com/support

E-Mail: info@definitivetech.com

Die meisten Probleme lassen sich telefonisch lösen. Wir sind stolz darauf, die besten Präzisions-Audioprodukte herzustellen und kostenlosen technischen Kundendienst in den USA zu bieten. Wir möchten Ihnen optimalen Service bieten. Statt das Produkt zurückzugeben, sollten Sie uns kontaktieren, um die Probleme schnell zu lösen.



DEFINITIVE TECHNOLOGY

Wireless Collection

Important Product Information

English

Safety Precautions

FCC Statement

This device complies with Part 15 of the FCC Rules. Operation is subject to the following two conditions:

- (1) This device may not cause harmful interference.
- (2) This device must accept any interference received, including interference that may cause undesired operation.

CAUTION: Any changes or modifications not expressly approved by the grantee of this device could void the user's authority to operate the equipment.

Federal Communications Commission Interference Statement

This equipment has been tested and found to comply with the limits for a Class B digital device, pursuant to Part 15 of the FCC Rules. These limits are designed to provide reasonable protection against harmful interference in a residential installation. This equipment generates uses and can radiate radio frequency energy and, if not installed and used in accordance with the instructions, may cause harmful interference to radio communications. However, there is no guarantee that interference will not occur in a particular installation. If this equipment does cause harmful interference to radio or television reception, which can be determined by turning the equipment off and on, the user is encouraged to try to correct the interference by one or more of the following measures:

- (1) Reorient or relocate the receiving antenna.
- (2) Increase the separation between the equipment and receiver.
- (3) Connect the equipment into an outlet on a circuit different from that to which the receiver is connected.
- (4) Consult the dealer or an experienced radio/TV technician for help.

RF Exposure Warning

This equipment must be installed and operated in accordance with provided instructions and the antenna(s) used for this transmitter must be installed to provide a separation distance of at least 20 cm from all persons and must not be co-located or operating in conjunction with any other antenna or transmitter. End-users and installers must be provided with antenna installation instructions and transmitter operating conditions for satisfying RF exposure compliance.

Canada, Industry Canada (IC) Notices

This Class B digital apparatus complies with Canadian ICES-003 and RSS-247

Operation is subject to the following two conditions:

- (1) this device may not cause interference, and
- (2) this device must accept any interference, including interference that may cause undesired operation of the device.

Radio Frequency (RF) Exposure Information

The radiated output power of the Wireless Device is below the Industry Canada (IC) radio frequency exposure limits. The Wireless Device should be used in such a manner such that the potential for human contact during normal operation is minimized.

This device has also been evaluated and shown compliant with the IC RF Exposure limits under mobile exposure conditions. (antennas are greater than 20cm from a person's body).

5.15~5.25GHz Band

- This device is operation in 5.15 – 5.25GHz frequency range, then restricted in indoor use only,
- Outdoor operations in the 5150~5250MHz is prohibited.

SLAVE EQUIPMENT:

This device is slave equipment, the device is not radar detection and not ad-hoc operation in the DFS band.

Important Safety Instructions

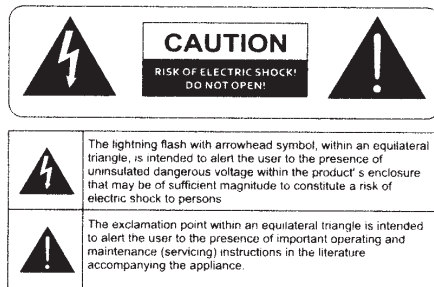
1. Read these instructions.
2. Keep these instructions.
3. Heed all warnings.
4. Follow all instructions.
5. Do not use this apparatus near water.
6. Clean only with dry cloth.
7. Do not block any ventilation openings. Install in accordance with the manufacturer's instructions.
8. Do not install near any heat sources such as radiators, heat registers, stoves, or other apparatus (including amplifiers) that produce heat.
9. Protect the power cord from being walked on or pinched particularly at the plugs, convenience receptacles, and at the point where they exit from the apparatus.
10. DO NOT overload wall outlets or extension cords beyond their rated capacity as this can cause electric shock or fire.
11. This equipment is a Class II or double insulated electrical appliance. It has been designed in such a way that it does not require a safety connection to electrical earth. (for wireless subwoofer unit).



12. Correct Disposal of this product. This marking indicates that this product should not be disposed with other household wastes throughout the EU. To prevent possible harm to the environment or human health from uncontrolled waste disposal, recycle it responsibly to promote the sustainable reuse of material resources. To return your used device, please use the return and collection systems or contact the retailer where the product was purchased. They can take this product for environmental safe recycling.
13. Only use attachments/accessories specified by the manufacturer.
14. Use only with the cart, stand, tripod, bracket, or table specified by the manufacturer, or sold with the apparatus. When a cart or rack is used, use caution when moving the cart/apparatus combination to avoid injury from tip-over.
15. Unplug the apparatus during lightning storms or when unused for long periods of time.
16. Refer all servicing to qualified personnel. Servicing is required when the apparatus has been damaged in any way, such as when power supply cord or plug is damaged, liquid has been spilled or objects have fallen into the apparatus, or apparatus has been exposed to rain or moisture, does not operate normally, or has been dropped.
17. The equipment shall be used at maximum 45 degree C ambient temperature
18. Do not open the equipment to reduce the risk of electrical shock. For safety reasons it is only allowed to be opened by qualified service personnel.



19. **WARNING:** To reduce the risk of fire or electric shock, do not expose this apparatus to rain or moisture. And the apparatus shall not be exposed to dripping or splashing and that no objects filled with liquids, such as vases, shall be placed on the apparatus.
20. The AC inlet is used as the disconnect device and shall remain readily operable.
21. The product shall be used on open bench.
22. No naked flame sources, such as lighted candles, should be placed on the apparatus.
23. **WARNING:** The mains plug is used as disconnect device, the disconnect device shall remain readily operable.



WARNING: DO NOT INGEST BATTERY, CHEMICAL BURN HAZARD

- a. The remote control supplied with this product contains a coin/button cell battery. If the coin/ button cell battery is swallowed, it can cause severe internal burns in just 2 hours and can lead to death.
- b. Keep new and used batteries away from children. If the battery compartment does not close securely, stop using the product and keep it away from children.
- c. If you think batteries might have been swallowed or placed inside any part of the body, seek immediate medical attention.

WARNING: This product contains a chemical known to the State of California to cause cancer.

CAUTION: Danger of explosion if battery is incorrectly replaced. Replace only with the same or equivalent type.

EU COMPLIANCE INFORMATION

Eligible to bear the CE mark; Conforms to European Union LowVoltage Directive 2006/95/EC; European Union EMC Directive 2004/108/EC; European Union Restriction of Hazardous Substances Recast (RoHS2) Directive 2011/65/EC; European Union WEEE Directive 2012/19/EU; European Union Eco-Design Directive 2009/125/EC; European Union Registration, Evaluation, Authorization and Restriction of Chemicals (REACH) Directive 2006/121/EC; European Union Radio and Telecommunications Terminal Equipment (R&TTE) Directive 1999/5/EC.

This product contains batteries that are covered under the 2006/66/EC European Directive, which cannot be disposed of with normal household waste. Please follow local regulations.

You may obtain a free copy of the Declaration of Conformity by contacting your dealer, distributor, or Definitive Technology's worldwide headquarters. Contact information can be found here: www.definitivetech.com

1-Year Limited Warranty

Definitive Technology, LLC ("Definitive") warrants to the original retail purchaser that Definitive Technology branded wireless speakers, including the W series (collectively "product"), will be free from defects in materials and workmanship for a period of (1) one year, under normal use and conditions. Should this product prove to be defective in material or workmanship, Definitive will, at its option, (a) repair the product, or (b) replace the product. If the product model is no longer available and cannot be repaired effectively, or replaced with an identical model, Definitive may, at its sole and absolute option, replace the unit with a current model of equal or greater value.

To obtain warranty service, please visit the Definitive Technology website at www.definitivetech.com. You may also contact Definitive Technology Customer Service at 1-800-228-7148 for instructions on where to send the product. You will be required to provide an original receipt or bill of sale, identifying you as the original purchaser and identifying the purchase made through an authorized Definitive retailer. You will need to ship the product, prepaid

and insured, together with the proof of purchase to Definitive Technology, 1 Viper Way, Vista, CA 92081. Risk of loss or damage in transit shall be borne by the purchaser. Freight collect shipments will be refused.

This warranty is non-transferable and does not apply to any product that has been modified or used in a manner contrary to its intended purpose. This limited warranty is void if the product has an altered or missing serial number, or if the product was purchased from someone other than an authorized dealer. This limited warranty is void if the product has been damaged by accident or unreasonable use, neglect, improper service or other causes not arising out of defects in material or construction. Product(s) which are found to be damaged by abuse resulting in thermally damaged voice coils are not covered by this warranty but may be replaced at the sole and absolute discretion of Definitive. This warranty terminates if you sell or otherwise transfer the product to another party. This limited warranty does not cover cosmetic damage, paint damage, damage to other components, parts or premises, or any consequential damages which may result for any reason.

Definitive does not warrant that the product will operate without interruption or that the product will operate error-free. Certain external conditions which are out of Definitive's control may affect the overall performance of the product, including, but not limited to, wireless network configuration, performance of the wireless network, distances between product and the wireless network connection and/or content sources, third party devices, radio and/or environmental interference with the product.

Definitive may offer access to third party content or third party content providers via the Product. Definitive reserves the right to alter, change, discontinue or modify access to any third party content or any third party content provider at any time, for any reason. Definitive disclaims all warranties and representations offered by any third party content or third party content provider.

Definitive shall have no obligation to provide any updates or upgrades to the product, but in the event that it does, such updates and upgrades shall be deemed the "product," and shall be subject to the terms and conditions stated herein.

THIS WARRANTY GIVES YOU SPECIFIC LEGAL RIGHTS
AND YOU MAY HAVE OTHER RIGHTS THAT VARY

FROM STATE TO STATE. ALL WARRANTIES, INCLUDING BUT NOT LIMITED TO EXPRESS WARRANTY, IMPLIED WARRANTIES OF MERCHANTABILITY AND FITNESS FOR A PARTICULAR PURPOSE, NON-INFRINGEMENT AND THE IMPLIED CONDITION OF SATISFACTORY QUALITY ARE EXPRESSLY EXCLUDED AND DISCLAIMED TO THE MAXIMUM EXTENT ALLOWED BY LAW, AND DEFINITIVE NEITHER ASSUMES NOR AUTHORIZES ANY PERSON TO ASSUME FOR IT ANY LIABILITY IN CONNECTION WITH THE SALE OF THE PRODUCT. DEFINITIVE HAS ABSOLUTELY NO LIABILITY FOR ANY ACTS OF THIRD PARTIES. SOME STATES DO NOT ALLOW THE EXCLUSION OF CERTAIN IMPLIED WARRANTIES, OR CONDITIONS ON AN IMPLIED WARRANTY, SO THE ABOVE LIMITATION MAY NOT APPLY TO YOU. DEFINITIVE DOES NOT ACCEPT LIABILITY FOR SPECIAL, INDIRECT, INCIDENTAL, PUNITIVE OR CONSEQUENTIAL DAMAGES, LOST PROFITS, LOST SAVINGS OR DAMAGES RESULTING FROM IMPROPER USE, OR THE INABILITY TO USE THE PRODUCT. THE MAXIMUM LIABILITY FOR WHICH DEFINITIVE MAY BE RESPONSIBLE SHALL NOT EXCEED THE PURCHASE PRICE OF THE PRODUCT. SOME STATES DO NOT ALLOW THE EXCLUSION OR LIMITATION OF INCIDENTAL OR CONSEQUENTIAL DAMAGES, SO THE ABOVE LIMITATION OR EXCLUSIONS MAY NOT APPLY TO YOU.

This Warranty applies only to Products purchased in Canada, the United States of America, its possessions, and U.S. and NATO armed forces exchanges and audio clubs. The Warranty terms and conditions applicable to Products purchased in other countries are available from the Definitive Technology Authorized Distributors in such countries.



**Authorized
Representative:**
Sound United
Wormser Strasse 6
D-58091 Hagen

English

This symbol on our electrical products or their packaging indicates that it is forbidden in Europe to discard the product in question as domestic waste. In order to ensure that you dispose of the products correctly, please dispose of the products according to local laws and regulations on the disposal of electrical and electronic equipment. In doing so you are contributing to the retention of natural resources and to the promotion of environmental protection by the treatment and disposal of electronic waste.

Deutsch

Dieses Symbol auf unseren Elektroprodukten oder deren Verpackungen weist darauf hin, dass das entsprechende Produkt in Europa nicht als Hausmüll entsorgt werden darf. Um die ordnungsgemäße Entsorgung sicherzustellen, entsorgen Sie die Produkte bitte gemäß den örtlichen Gesetzen und Verordnungen für die Entsorgung von Elektro- und Elektronikgeräten. Dadurch tragen Sie zur Erhaltung der natürlichen Ressourcen und zur Förderung des Umweltschutzes bei der Behandlung und Entsorgung von Elektronikschrott bei.

D.

Definitive Technology

1 Viper Way .

Vista, CA 92081

(410) 363-7148

(800) 228-7148

www.**definitivetech**.com



VGBC081500440

HBP3106F