



USER MANUAL

Klipsch®

REFERENCE
PREMIERE

REFERENCE (n):

- 1) the standard, the benchmark, the point used for comparison
- 2) the embodiment of the legendary Klipsch sound

LOUD AND PROUD SINCE 1946

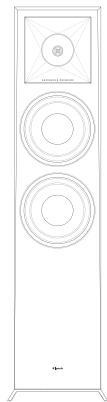
In 1946, Paul W. Klipsch revolutionized the audio industry by creating our proprietary horn technology and the acoustic principles that are the driving force behind our highly acclaimed signature sound. Today, we remain true to PWK's vision and pack the better part of a century's worth of sweat and genius into every product we make. These speakers are the result of our obsession with that aural perfection. Experience the power, detail and emotion of Klipsch Reference Series.

We are the Keepers of the Sound®.

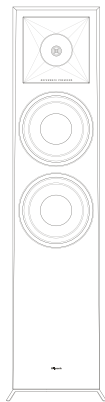
ENGLISH



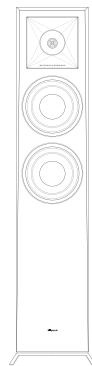
REFERENCE PREMIERE SPEAKERS



RP-8060FA



RP-8000F



RP-6000F



RP-5000F



RP-4000F



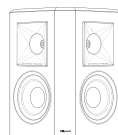
RP-600M



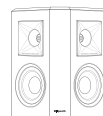
RP-500M



RP-400M



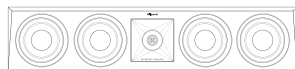
RP-502S



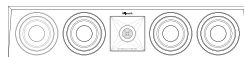
RP-402S



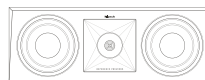
RP-500SA



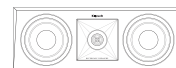
RP-504C



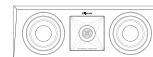
RP-404C



RP-600C



RP-500C



RP-400C

BEFORE YOU START

Some Klipsch® speakers have feet and other accessories that may need to be installed prior to use. Please refer to Diagrams 1, 2, 3 and 4 for installation.

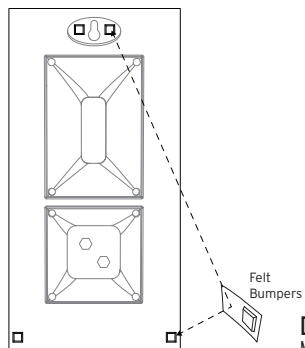


DIAGRAM 1
MONITOR WALL MOUNT

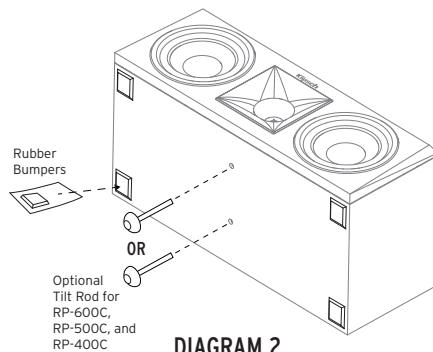


DIAGRAM 2
CENTER CHANNELS

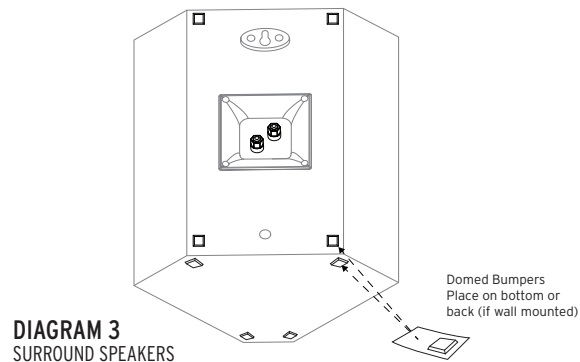


DIAGRAM 3
SURROUND SPEAKERS

ROOM PLACEMENT

Left and Right Main Channel Speakers – For optimum performance, Klipsch Group, Inc. (KGI) suggests placing your speakers 6 to 15 feet (1.8 to 4.6m) apart. They may also be toed-in slightly for better stereo imaging. The listening position should be about 1 to 1.5 times the distance separating the speakers. Refer to Figures 1 and 3 for connection and placement.

Center Channel Speakers – Center channel speakers are designed to place dialogue and primary sounds so that they appear to come from the video screen. The speakers should therefore be placed as close to the screen as possible, preferably directly on top of or below the screen. Refer to Figures 1, 2 and 3 for connection and placement.

Rear Surround Channel Speakers – Klipsch WDST surround speakers should be placed approximately 2 feet above the listening position. Typically this will be about 5-7 feet above the floor. The surrounds should be placed on the walls directly adjacent to the listening position. Another option would be on the wall behind the listening position. The final surround speaker placement depends on your room's characteristics. They are designed to recreate the sense of space and ambience that many of today's surround sound technologies provide. Refer to Figures 1, 3 and 4 for connection and placement.

CONNECTION

Conventional Connection – Using 16-12 gauge speaker wire, connect the RED “positive” (+) terminal of the LEFT speaker to the RED “positive” (+) terminal of your amplifier's LEFT channel. Connect the BLACK “negative” (-) terminal of the LEFT speaker to the BLACK “negative” (-) terminal of your amplifier's LEFT channel. Repeat this procedure for connecting all remaining speakers to the appropriate amplifier channels. Refer to Figure 3. Make sure that no bare wires from any of the connections touch any other terminals as this could cause a short and damage your equipment.

Reference Premiere models RP-8060FA, RP-8000F, RP-6000F, RP-5000F, RP-4000F and RP-160M are equipped with dual binding posts. If single wire connection is used, the terminal connecting bar should remain in place. If Bi-wire or Bi-amp connection is used, the terminal connecting bar must be removed. Please see your receiver's manual for further instructions.

Amplifier Requirements – Klipsch speakers are highly efficient and will operate easily on a wide variety of amplifiers. All Klipsch speakers are 8-ohm compatible and can be driven to very high levels with low distortion. Due to the high output levels Klipsch speakers are capable of reproducing, exercise caution with the volume control. Excessive volume over long periods can permanently damage your hearing. Overdriving your amplifier could also damage your speakers. Check with your dealer or amplifier manual to make sure your particular amplifier is best suited to your application. We want you listening for a lifetime.

FIGURE 1
SPEAKER PLACEMENT IN LISTENING AREA

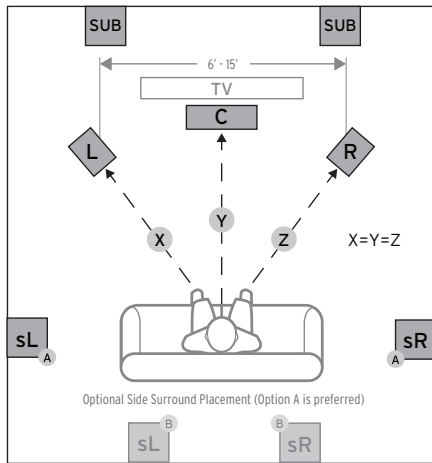


FIGURE 2
CENTER CHANNEL

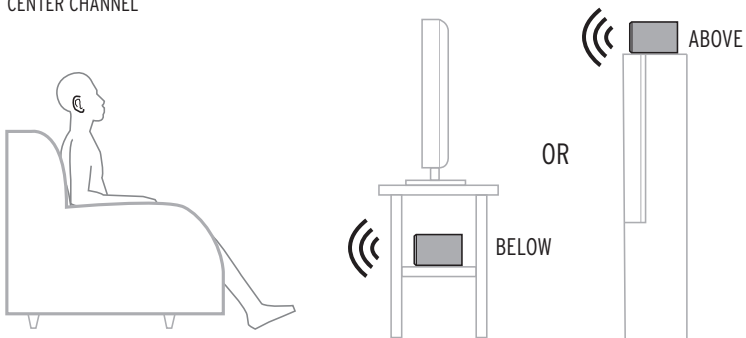


FIGURE 3
STANDARD CONNECTIONS

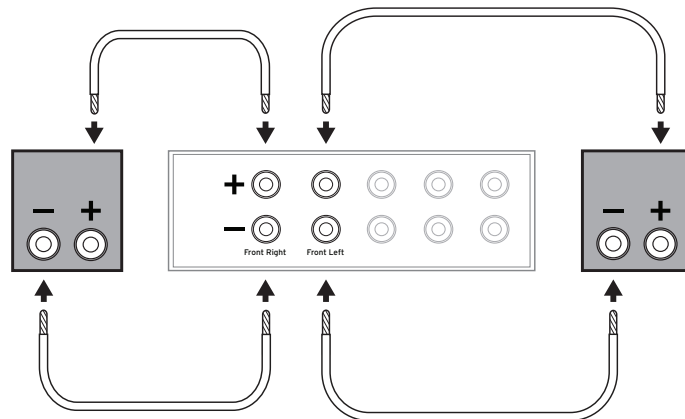
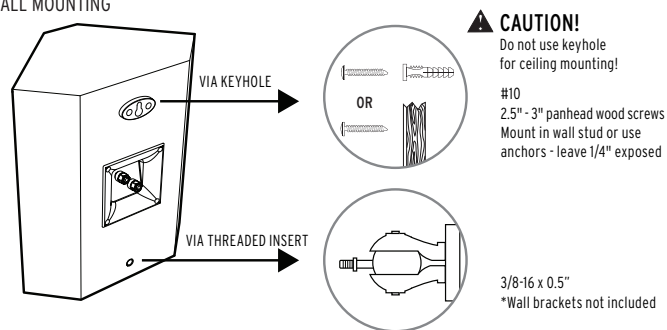
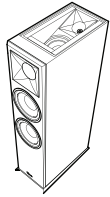


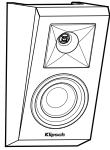
FIGURE 4
WALL MOUNTING



REFERENCE PREMIERE WITH DOLBY ATMOS® TECHNOLOGY

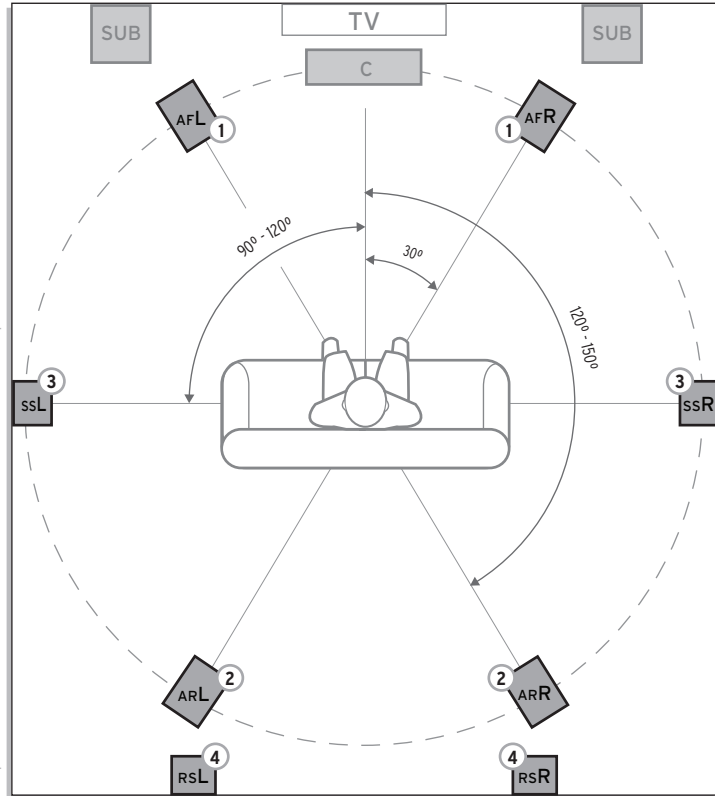
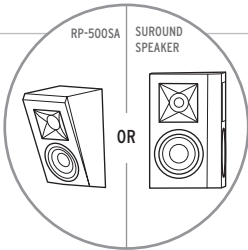
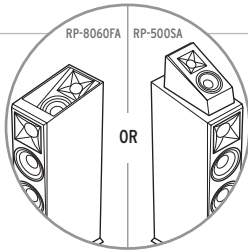


RP-8060FA



RP-500SA

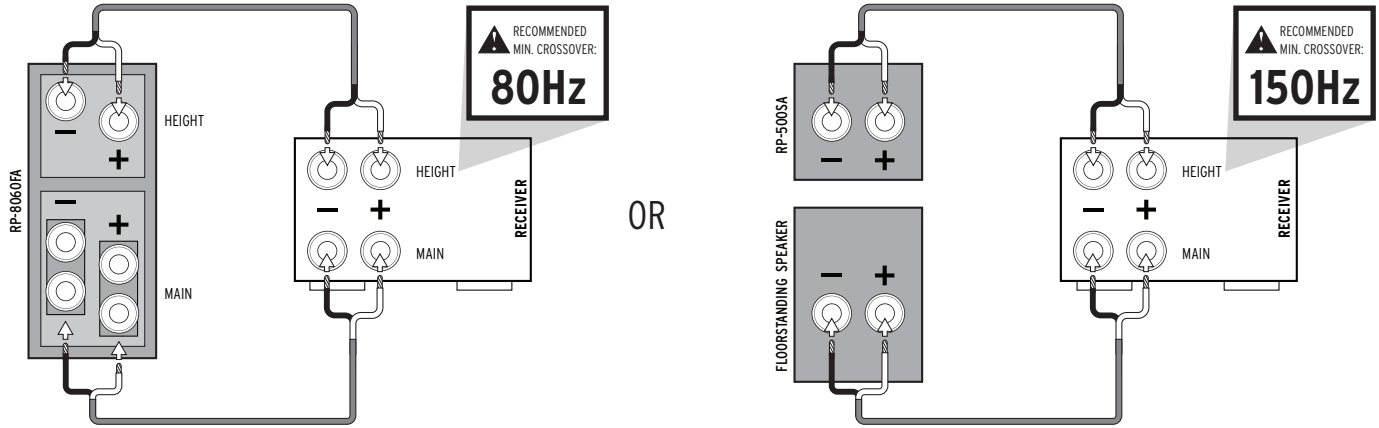
- 1 ATMOS FRONT
- 2 ATMOS REAR
- 3 SIDE SURROUND
- 4 REAR SURROUND



SPEAKER PLACEMENT IN LISTENING AREA

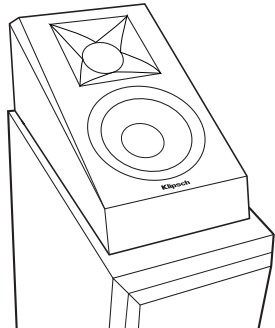
REFERENCE PREMIERE WITH DOLBY ATMOS® TECHNOLOGY

CONNECTIONS

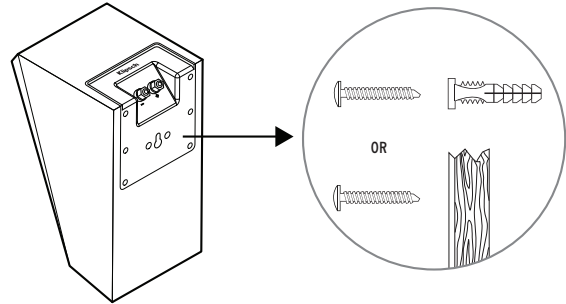


ELEVATION SPEAKER

The RP-500SA can be added to any passive loudspeaker setup.



WALL MOUNTING



CAUTION!
Do not use keyhole for ceiling mounting!
#10
2.5" - 3" panhead
wood screws
Mount in wall stud
or use anchors -
leave 1/4" exposed

CARE AND CLEANING

The only thing you should ever need to do to your speakers is dust them occasionally. Never apply any abrasive or solvent-based cleaner or any harsh detergent. You can clean the grilles with the brush attachment of a vacuum cleaner.

PRODUCT REGISTRATION

Register your product online at www.klipsch.com/register

- Keep up-to-date on new products and promotions.
- Your personal information will never be resold.
- This registration information is not used for warranty purposes.

Please retain your receipt for warranty claims.



Klipsch®

KEEPERS OF THE SOUND®

3502 WOODVIEW TRACE, INDIANAPOLIS, IN, USA

KLIPSCH.COM



Manufactured under license from Dolby Laboratories. Dolby, Dolby Atmos and the double-D symbol are registered trademarks of Dolby Laboratories.

V03 - 180507

1-800-KLIPSCH ©2015 KLIPSCH GROUP, INC. ALL RIGHTS RESERVED. KLIPSCH AND KEEPERS OF THE SOUND ARE REGISTERED TRADEMARKS OF KLIPSCH GROUP, INC. IN THE USA AND OTHER COUNTRIES. A WHOLLY-OWNED SUBSIDIARY OF VOXX INTERNATIONAL CORPORATION. MANUFACTURED UNDER LICENSE FROM DOLBY LABORATORIES. DOLBY ATMOS IS A REGISTERED TRADEMARK OF DOLBY LABORATORIES.

RP-500SA



SPECIFICATIONS

| | |
|-----------------------------------|---|
| FREQUENCY RESPONSE | Conforms to Dolby Atmos Specifications |
| SENSITIVITY | Conforms to Dolby Atmos Specifications |
| POWER HANDLING (CONT/PEAK) | 75W / 300W |
| NOMINAL IMPEDANCE | 8 Ohms Compatible |
| CROSSOVER FREQUENCY | Conforms to Dolby Atmos Specifications |
| HIGH FREQUENCY DRIVER | 1" Titanium LTS Vented Tweeter with Hybrid Cross-Section Tractrix® Horn |
| LOW FREQUENCY DRIVER | 5.25" Cerametallic Cone Woofer |
| ENCLOSURE MATERIAL | MDF |
| ENCLOSURE TYPE | Sealed |
| INPUTS | Single Binding Posts |
| HEIGHT | 7.39" (18.8 cm) |
| WIDTH | 6.81" (17.3 cm) |
| DEPTH | 11.16" (28.4 cm) |
| WEIGHT | 8 lb (3.6 kg) |
| FINISH | Ebony, Walnut, Piano Black |
| BUILT FROM | 2018 |

THE MOST VERSATILE SURROUND SPEAKER AVAILABLE

The RP-500SA can be used as an up-firing immersive speaker for Dolby Atmos Technology, a height speaker or a rear surround model all with the flip of a switch. Immersive sound comes alive from all directions, including overhead, with these Dolby Atmos® enabled speakers. Add to any monitor or tower speaker or use as surround speakers for a hemisphere of rich, detailed sound.

DOLBY ATMOS CERTIFIED ELEVATION SPEAKER

Tested and approved by Dolby labs to faithfully reproduce Dolby Atmos Elevation effects with power, accuracy, and detail - for a cinematic listening experience unlike any other.

SWITCHABLE CROSSOVER

The RP-500SA features a switchable crossover that changes between Atmos and Surround speaker modes, for optimized performance as a Dolby Atmos Elevation speaker or a wall mounted side or rear surround.

90° x 90° SILICON COMPOSITE HYBRID TRACTRIX® HORN

Horn loading maximizes efficiently and increases detail while focusing high frequencies towards the listening area. Proprietary Tractrix® geometry provides the most efficient transfer of high frequency waves into the listening area. The phase plug and compressed molded silicon face ensure smooth frequency response. When combined, the cleanest, most natural sound possible is created.

LINEAR TRAVEL SUSPENSION (LTS) TITANIUM DIAPHRAGM TWEETER

The exclusive Linear Travel Suspension minimizes distortion for enhanced, detailed performance. LTS tweeters are a hallmark of previous Reference lines, making it a core component of some of the best speakers in the world.

VENTED TWEETER DESIGN

The new vented tweeter housing reduces standing waves that create unwanted harmonics, resulting in enhanced detail and clarity in high frequency reproduction.

SPUN COPPER CERAMETALLIC WOOFERS

A signature feature on the Reference Premiere series, Cerametallic™ woofers are exceptionally rigid and lightweight for minimal distortion and maximum efficiency. When paired with the Tractrix horn-loaded LTS tweeter, it provides the highest speaker efficiency in its class.

FURNITURE GRADE MATERIALS AND FINISHES

Finishes include ebony vinyl, walnut vinyl and piano gloss. Ebony and walnut models boast satin painted baffles with a scratch resistant finish, while the premium piano gloss cabinet is hand-sanded for a clear, mirror-like finish. The mirror-life piano gloss finish is seamless due to the meticulous hand sanded and hand polished process.

STRONG, FLEXIBLE, REMOVABLE GRILLE


Attaches magnetically for an elegant transition from powerful showstopper to discrete performance piece.

Klipsch[®]

REFERENCE
PREMIERE

IMPORTANT SAFETY INSTRUCTIONS

IMPORTANT SAFETY INSTRUCTIONS!

1. READ these instructions.
2. KEEP these instructions.
3. HEED all warnings.
4. FOLLOW all instructions.
5. DO NOT use this apparatus near water.
6. CLEAN ONLY with dry cloth.
7. DO NOT block any ventilation openings. Install in accordance with the manufacturer's instructions.
8. DO NOT install near any heat sources such as radiators, heat registers, stoves, or other apparatus (including amplifiers) that produce heat.
9. ONLY USE attachments/accessories specified by the manufacturer.
10. USE ONLY with the cart, stand, tripod, bracket, or table specified by the manufacturer, or sold with the apparatus. When a cart is used, use caution when moving the cart/apparatus combination to avoid injury from tip-over. 
11. DO NOT expose this apparatus to dripping or splashing and ensure that no objects filled with liquids, such as vases, are placed on the apparatus.
12. SWITCH OFF amplifier prior to connecting speakers.



The exclamation point, within an equilateral triangle, is intended to alert the user to the presence of important operating and maintenance (servicing) instructions in the literature accompanying the product.



The lightning flash with arrowhead symbol within an equilateral triangle is intended to alert the user to the presence of uninsulated "dangerous voltage" within the product's enclosure that may be of sufficient magnitude to constitute a risk of electrical shock to persons.

WARNING: To reduce the risk of fire or electrical shock, do not expose this apparatus to rain or moisture.

WARNING: No naked flame sources - such as candles - should be placed on the product.



WARNING: Do Not Open! Risk of Electrical Shock. Voltages in this equipment are hazardous to life. No user-serviceable parts inside. Refer all servicing to qualified service personnel.

EU COMPLIANCE INFORMATION

Eligible to bear the CE mark; Conforms to European Union Low Voltage Directive 2006/95/EC; European Union EMC Directive 2004/108/EC; European Union Restriction of Hazardous Substances Recast (RoHS2) Directive 2011/65/EC; European Union WEEE Directive 2002/96/EC; European Union Registration, Evaluation, Authorization and Restriction of Chemicals (REACH) Directive 2006/121/EC

You may obtain a free copy of the Declaration of Conformity by contacting your dealer, distributor, or Klipsch Group, Inc.'s worldwide headquarters. Contact information can be found here: <http://www.klipsch.com/Contact-Us>

WEEE NOTICE



Note: This mark applies only to countries within the European Union (EU) and Norway.

This appliance is labeled in accordance with European Directive 2002/96/EC concerning waste of electrical and electronic equipment (WEEE). This label indicates that this product should not be disposed of with household waste. It should be deposited at an appropriate facility to enable recovery and recycling.

ENGLISH - WARRANTY - U.S.

Klipsch Group, Inc. (KGI) warrants to the original retail purchaser that this product is to be free from defective materials and workmanship for a period of two (2) year on electronics and five (5) years on woofer, cabinet and non-electrical mechanics, from the date of purchase, if it is properly used and maintained. If this product proves defective in either material or workmanship, KGI, at its option, will (a) repair the product, or (b) replace the product, at no charge for parts or labor. If the product model is no longer available and cannot be repaired effectively or replaced with an identical model, KGI at its sole option may replace the unit with a current model of equal or greater value. In some cases, modification to the mounting surface may be required where a new model is substituted. KGI assumes no responsibility or liability for such modification. To obtain a repair or replacement under the terms of this warranty, please return to dealer first, if possible, and the dealer will direct you accordingly for repairs or replacement. You will be required to submit a copy of the original receipt.

Return shipping for exchanges/repairs is the sole responsibility of the original retail purchaser.

Limitations:

- This limited warranty does not cover failure of the product resulting from improper installation, misuse, abuse, accident, neglect, mishandling, or wear from ordinary use or environmental deterioration.
- This limited warranty does not cover cosmetic damage, including paint damage, or consequential damage to other components or premises which may result for any reason from the failure of the product.
- This limited warranty is null and void for products not used in accordance with KGI's instructions.
- This limited warranty is null and void for products with altered or missing serial numbers and for products not purchased from an authorized dealer.
- This limited warranty terminates if you sell or otherwise transfer this product to another party.

THIS WARRANTY GIVES YOU SPECIFIC LEGAL RIGHTS, AND YOU MAY ALSO HAVE OTHER RIGHTS WHICH VARY FROM STATE TO STATE, JURISDICTION TO JURISDICTION OR COUNTRY TO COUNTRY. KGI'S RESPONSIBILITY FOR MALFUNCTIONS AND DEFECTS IN HARDWARE IS LIMITED TO REPLACEMENT OR REPAIR AS SET FORTH IN THIS WARRANTY STATEMENT. ALL EXPRESS AND IMPLIED WARRANTIES FOR THE PRODUCT, INCLUDING BUT NOT LIMITED TO ANY IMPLIED WARRANTIES OF MERCHANTABILITY AND FITNESS FOR A PARTICULAR PURPOSE, ARE LIMITED IN TIME TO THE TERM OF THIS WARRANTY. SOME STATES, JURISDICTIONS OR COUNTRIES DO NOT ALLOW THE EXCLUSION OF CERTAIN IMPLIED WARRANTIES OR CONDITIONS, OR LIMITATIONS ON HOW LONG AN IMPLIED WARRANTY OR CONDITION LASTS, SO THIS LIMITATION MAY NOT APPLY TO YOU. KGI DOES NOT ACCEPT LIABILITY FOR SPECIAL, INDIRECT, CONSEQUENTIAL OR INCIDENTAL DAMAGES, INCLUDING WITHOUT LIMITATION, ANY LIABILITY FOR THIRD PARTY CLAIMS AGAINST YOU FOR DAMAGES OR FOR PRODUCTS NOT BEING AVAILABLE FOR USE. THE MAXIMUM LIABILITY FOR WHICH KGI MAY BE RESPONSIBLE WILL BE NO MORE THAN THE AMOUNT YOU PAID FOR THE PRODUCT THAT IS THE SUBJECT OF THE CLAIM. SOME STATES, JURISDICTIONS OR COUNTRIES DO NOT ALLOW THE EXCLUSION OR LIMITATION OF SPECIAL, INDIRECT, INCIDENTAL OR CONSEQUENTIAL DAMAGES, SO THE ABOVE LIMITATION OR EXCLUSION MAY NOT APPLY TO YOU.

WARRANTY OUTSIDE THE U.S.

The Warranty on this product shall comply with applicable law when sold to a consumer outside of the United States. To obtain any applicable warranty service, please contact the dealer from which you purchased this product, or the distributor that supplied this product.

FRENCH - GARANTIE - ÉTATS-UNIS

Klipsch Group, Inc., (KGI) garantit à l'acheteur original que ce produit est exempt de tous vices de matériaux et de main d'œuvre pendant une période de deux (2) ans pour les composants électroniques et de cinq (5) ans pour le haut-parleur de graves, le coffret et les pièces mécaniques non électriques, à compter de la date d'achat, sous réserve d'une utilisation et d'un entretien corrects. Si ce produit s'avère défectueux en termes de pièces ou de main d'œuvre, KGI, à sa discrétion, (a) réparera le produit, ou (b) remplacera le produit sans facturer les pièces ni la main d'œuvre. Si ce modèle de produit n'est plus disponible et ne peut pas être efficacement réparé ni remplacé par un modèle identique, KGI pourra, à sa seule discrétion, remplacer l'appareil par un modèle plus récent de valeur identique ou supérieure. Dans certains cas, la substitution par un nouveau modèle pourra nécessiter la modification de la surface de montage. KGI décline toute responsabilité pour une telle modification. Pour obtenir une réparation ou un remplacement au titre de la présente garantie, veuillez d'abord prendre contact avec le revendeur, dans la mesure du possible, qui vous indiquera alors comment procéder pour une réparation ou un remplacement. Vous devrez fournir une copie de la facture d'origine.

L'expédition des produits retournés pour les échanges/réparations est strictement sous la responsabilité de l'acheteur original.

Limitations :

- Cette garantie limitée ne couvre pas la défaillance du produit résultant d'une mauvaise installation, d'un usage abusif ou incorrect, d'un accident, de négligence, d'une mauvaise manipulation, d'usure résultant de l'usage normal ou de détérioration due aux conditions ambiantes.
- Cette garantie limitée ne couvre pas les dommages esthétiques, notamment l'endommagement de la peinture, ni les dommages indirects à d'autres composants ou aux locaux résultant, quelle qu'en soit la raison, de la défaillance du produit.
- Cette garantie limitée est nulle et non avenue pour les produits n'ayant pas été utilisés conformément aux instructions de KGI.
- Cette garantie limitée est nulle et non avenue pour les produits dont le numéro de série est absent ou a été modifié, ainsi que pour les produits non achetés auprès d'un détaillant agréé.
- Cette garantie limitée prend fin en cas de vente ou de cession du produit à un tiers.

CETTE GARANTIE DONNE À L'ACHETEUR DES DROITS SPÉCIFIQUES. CELUI-CI PEUT ÉGALEMENT BÉNÉFICIER D'AUTRES DROITS QUI VARIENT SELON LES ÉTATS OU PROVINCES, LES JURISDICTIONS ET LES PAYS. LA RESPONSABILITÉ DE KGI EN CAS DE MAUVAIS FONCTIONNEMENT OU DE DÉFAILLANCE DU MATÉRIEL EST LIMITÉE AU REMPLACEMENT OU À LA RÉPARATION DE CELUI-CI DANS LES CONDITIONS ÉTABLIES PAR CETTE DÉCLARATION DE GARANTIE. TOUTES LES GARANTIES EXPRESSES ET IMPLICITES RELATIVES AU PRODUIT, Y COMPRIS, MAIS NON EXCLUSIVEMENT, TOUTE GARANTIE IMPLICITE DE VALEUR MARCHANDE OU D'ADÉQUATION À UN USAGE PARTICULIER, SONT LIMITÉES À LA PÉRIODE DE CETTE GARANTIE. CERTAINS ÉTATS, PROVINCES, JURISDICTIONS OU PAYS NE PERMETTANT PAS L'EXCLUSION DE CERTAINES CONDITIONS OU GARANTIES IMPLICITES, OU LA LIMITATION DE DURÉE DES CONDITIONS OU GARANTIES IMPLICITES, LES LIMITATIONS CI-DESSUS PEUVENT NE PAS ÊTRE APPLICABLES. KGI DÉCLINE TOUTE RESPONSABILITÉ POUR LES DOMMAGES PARTICULIERS, INDIRECTS, CONSÉCUTIFS OU ACCESSOIRES, Y COMPRIS MAIS SANS S'Y LIMITER, TOUTE RESPONSABILITÉ POUR LES PLAINTES CONTRE VOUS PAR DES TIERS POUR DOMMAGES OU NON-DISPONIBILITÉ DES PRODUITS POUR L'UTILISATEUR. LA RESPONSABILITÉ MAXIMALE DE KGI NE DÉPASSERA PAS LE MONTANT PAYÉ POUR LE PRODUIT OBJET DE LA PLAINTÉ. CERTAINS ÉTATS, PROVINCES, JURISDICTIONS OU PAYS NE PERMETTANT PAS L'EXCLUSION OU LA LIMITATION DES DOMMAGES PARTICULIERS, INDIRECTS, ACCESSOIRES OU CONSÉCUTIFS, LES LIMITATIONS CI-DESSUS PEUVENT NE PAS ÊTRE APPLICABLES.

GARANTIE EN DEHORS DES ÉTATS-UNIS

Si ce produit est vendu dans un pays autre que les États-Unis, la garantie doit être conforme aux lois en vigueur. Pour bénéficier de toute intervention sous garantie applicable, contactez le revendeur auprès duquel le produit a été acheté ou le distributeur l'ayant fourni.